

PESACH-TO-GO

5767

Children's Program

by
Avidan Freedman

Edited by
Isaac Shalev

A PROJECT OF THE MARCOS & ADINA KATZ
YUTORAH.ORG


Yeshiva University's Online Source for Torah and Shiurim

Copyright © 2007

All rights reserved by Yeshiva University

yutorah@yutorah.org

י ש י ב ת ר ב נ ו י צ ה ק א ל ה נ ו
Rabbi Isaac Elchanan Theological Seminary



Center for the Jewish Future
YESHIVA UNIVERSITY





Introduction

Perhaps more than any other Jewish ritual, the Seder revolves around, and is concerned with, the interest and engagement of our children in an educationally meaningful experience. The very name of the Haggada derives from the verse which commands us 'V'Higgadeta- And you shall tell your child on that day saying, for this did God do for me as I left Egypt' (Exodus 13:14). The Mishna in Pesachim (116a) relates that this passing down of the story of the Exodus, the central component of the Seder, is supposed to be propelled by our children's questions, and shaped by their ability to learn. The following programs are designed to facilitate this experience, in a way that will integrate with one's family's traditional Seder practices, while injecting them with new life and vitality, especially for the Seder's younger participants. Enjoy!

1. *The Great Seder Scavenger Hunt*

Materials: Scavenger Hunt list and Bookmarks for each participant

Advance Preparation Needed: **Minimal-** Copying list, copying and cutting out bookmarks

Instructions:

This program takes minimal advance preparation, is minimally disruptive to the normal flow of the seder, but at the same time, it provides younger participants with something that will encourage them to explore the Haggada and actively engage in the Seder experience.

Each participant should get a set of 10 bookmarks. (Before Pesach, copy the page as many times as you need it, and then paste it onto oaktag or cardboard to give it some more weight).

Each bookmark has a hint on it for something that happens in the Haggada.

The goal is to put each bookmark at the place in the Haggada that it hints to.

For younger children, because some of the hints are harder than others (answers can be found at the end of this program), the Hunt will work best with the help and participation of adults.

For older children who enjoy competition, the game can be played competitively, seeing who can collect the most items by the time the meal rolls around.



Many items can also be triggers for further conversation, and some questions to that end are included below.

1. Moshe is the main character in the Exodus story- why isn't he mentioned in the Haggada? What message does that send?
2. What is the difference between the questions of each of the 4 children? What is in common between them? What does this point to? What do these sons all have in common, and what differentiates them?
3. Why are these foods the 3 most important elements to mention? Why is eating so important on this night?
4. What does the giving of the Torah have to do with the 4 sons?
5. What was going on at this sleep-over? Why did all these Rabbis get together?
6. Was the Jewish people's population explosion in Egypt a blessing or a curse? Was it a good thing or a bad thing?
7. What do you think the Jews were thinking when they first went down to Egypt? What was it like for them?
8. What's the deeper meaning of Matza? What do we get out of Matza, other than a tummy-ache?
9. What do you have to thank and praise God for this year in your own life? Are there ways in which you were "freed"?
10. What is the relationship between Shabbat and Pesach?



The Great Seder Scavenger Hunt

1 Leader you'd think would be in the Haggada, but isn't

2 Words in this simple question

3 Things no Seder can go without mentioning

4 Sons come right after this word is repeated 4 times

5 Rabbis who had a sleep-over

6 Words to describe population growth

7 x 10 is how it all began

8 Out of 15, and not more than 18

9 Ways we all say Thank God at the Seder

10 "steps" we need to climb before we get this special gift



2. **Play-der:** The Seder Card game

Materials: Playing Cards

Advance Preparation Needed: Photocopy cards as needed, paste them onto construction paper or cardboard, and cut them out. More copies should be made of the last three cards (Split, Freedom and Plague- the REACTION cards) than of the other 15 (the ACTION cards).

Instructions:

Each player is dealt a hand of cards at the beginning of the Seder. You can decide how much time you're willing to allot for the game within the Seder and distribute cards accordingly. If you don't have a lot of time, you might want to give each participant only one ACTION card, and one or two of the REACTION cards, or even combine participants into teams of 2 or 3 and give that many cards to each team. If you do have time, you could give each participant 2 or 3 ACTION cards, and several REACTION cards.

A card can be played by any player any time it comes up in the Haggada. Most cards come up in some form many times. Players should be asked to justify their use of the card at that time.

Example: The Rechitza-Washing card can be played at U'Rechatz, and at Rachtza. If someone tries to play it at the mentioning of 'Dam, Esh, V'Timrot Ashan', they'd have to try to suggest that dipping your finger into wine is an ancient form of washing. Be flexible, at your discretion!

When a player plays their card, they become the SEDER LEADER for that moment. As SEDER LEADER, they have the power to ask any one or several people at the Seder to answer a trivia question, a thinking question, or a joke, to sing a song, or perform some task (depending on what their card offers them). The questions and tasks on the card should be taken as SUGGESTIONS- the SEDER LEADER has the power to make up and ask any question or task that they wish (within reason, of course).

When asked to answer a question or perform a task by the SEDER LEADER, a player can choose to respond by playing one of their REACTION cards. These cards can be used to either 1) SPLIT the task with someone else who wasn't called on, 2) PLAGUE another player by sending the whole question/task over to them to handle or 3) Win your FREEDOM from your task.


Cards can only be played once. Once a card is played, it should be turned in.

The game is won when everyone has a fun, interactive and creative Seder.

A Playful Seder



מצה - Matzah



Trivia Q: Did the Jews eat Matzah before leaving Egypt?

Thinking Q: If this is a night of freedom, why do we eat poor man's bread?

Song: הא לחמא עניא

Joke: What's the best Pesach topping for a pizza?

רחיצה - Washing



Trivia Q: What's the difference between the first and second hand-washing of the seder?

Thinking Q: Why do we wash other people's hands? Isn't that acting like WE are slaves?

Task: Everyone must wash hands in order from youngest to oldest- without conversing!

זג האביב - Springtime



Trivia Q: Name 3 things in the Seder which relate to the Spring.

Thinking Q: Why is a big deal made of the fact that the exodus happened in the spring?

Song: Think of a Spring

טבילה - Dipping



Trivia Q: At the seder, we dip karpas and maror- what else do we dip?

Thinking Q: When the child asks about dipping twice, maror wasn't dipped yet- So why ask now?

Debate: Which is the better

שאלות - Questions



Trivia Q: According to the Mishna- who asks the "4 questions"?

Thinking Q: Does the Haggada give the answers to the questions it asks?

Joke: Why do Jews always answer questions with another question?
A: Do you mean you don't know?

סיפור - Story-telling



Trivia Q: What story do we start with at the Seder- 2 opinions (we follow both).

Thinking Q: If we want to tell the story of Exodus, why don't we just use Shemot?

Task: Ask someone to share their favorite story.

רבנים - Rabbis



Trivia Q: Whose house did the 5 Rabbis eat at for Pesach?

Thinking Q: Why did the Rabbis spend so much time talking about how many plagues the Egyptians got?

Task: Ask someone to share their favorite Pesach dvar Torah

ארבע - 4s




Trivia Q: How many Pesach 4s can you come up with?

Thinking Q: Are all the 4s connected? What's the meaning of the number 4?

Task: Ask someone to think of as many 4s in their own life as they can

בנים/בנות - Children



Trivia Q: Name one element of the Seder that is geared to kids.

Thinking Q: Of all the holidays, why specifically on Pesach are children so central?

Debate: The response to the "Wicked" son- too harsh or just right?

A Playful Seder



Plagues - מכות



Trivia Q: How many plagues did Moshe do alone?

Thinking Q: Why 10 plagues? Couldn't God have done it in 1?

Song: דם, צפרדע,
One Morning King Phar-

Maror - מרור



Trivia Q: Why is Romaine lettuce ok for Maror if it isn't sharp?

Thinking Q: Is it ok to eat horseradish for Maror if you like the taste?

Joke: Why didn't Baruch eat his Maror on Seder night?
A: He was saving it for a chreiny day!

Praising G-d - הלל



Trivia Q: What's the connection between Dayeinu and the Songs of Ascent in Tehillim?

Thinking Q: Why does Hallel start in Maggid?

Song: Choose someone to lead everyone in their favor-

Slavery - עבדות



Trivia Q: What are the three things (2 bad, 1 good) that the Haggada says the Jews were עובדי?

Thinking Q: What does it mean that if we hadn't been freed from Egypt, we would still be slaves?

Eating - אכילה



Trivia Q: When was the first time God made a commandment to eat something?

Thinking Q: Why is dinner part of the Seder? What does that have to do with remembering the Pesach story?

Joke: Summarize of every Jewish holiday in 3 sentences.
A: They tried to kill us. We won. Let's eat.

Korban Pesach - קרבן פסח




Trivia Q: What reminders do we have during the Seder of the Korban Pesach?

Thinking Q: How do you think the Seder would be different if we had the Korban Pesach?


Song: Think of a song connected to the Beit HaMikdash.

SPLIT



Share a task you're given with the person of your choice

FREEDOM



You're Free!
Take a pass on the task you're given

PLAGUE



Send your task onto someone else!



Answers for the Great Seder Scavenger Hunt:

1. Moshe
2. מה זאת (The question of the *simple son*).
3. Pesach, Matza and Maror
4. Baruch
5. R. Eliezer, R. Yehoshua, R. Elazar ben Azarya, R. Akiva, R. Tarfon
6. "פרו וישרצו וירבו ויעצמו במאד מאד" (Rashi brings the Midrash that the women then would give birth to 6 babies at a time, and Siftei Chachamim points out that this is probably a play on the number of words in the phrase.)
7. 70 souls of Jacob's family went down to Egypt.
8. Matzah (step 8 out of 15, counting Motzi and Matza as two steps, and not baked more than 18 minutes).
9. "להודות, להלל, לשבח, לפאר, לרומם, להדר, לברך, לעלה, ולקלס" From "לפיכך" - "it is our duty to thank, praise, laud, glorify, aggrandize, extol, bless, exalt and acclaim.."
10. Shabbat is received after 11 "מעלות טובות" - good measures, or steps.

We hope you enjoyed these Seder games, courtesy of Avidan Freedman. We welcome questions, comments and feedback. Send us your thoughts at yutorah@yutorah.org, and don't forget to visit us online at <http://www.yutorah.org>



Acknowledgments

We would like to thank President Richard M. Joel and Rabbi Kenneth Brander, Dean of the Center for the Jewish Future for their vision and support of the To-Go project. Thank you to Cantor Alan Brava, Rabbi Aaron Rockoff, Ari Pinchot, Rabbi Levi Mostofsky, Rabbi Elly Krinsky, Shalom Silbermintz, and Toby Goldfisher Kaplowitz for their support and dedication.

Special thanks to Avidan Freedman, author of the children's program.